
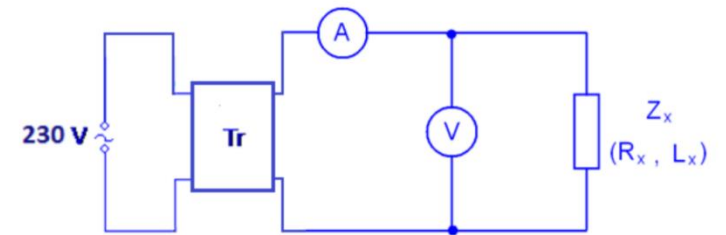



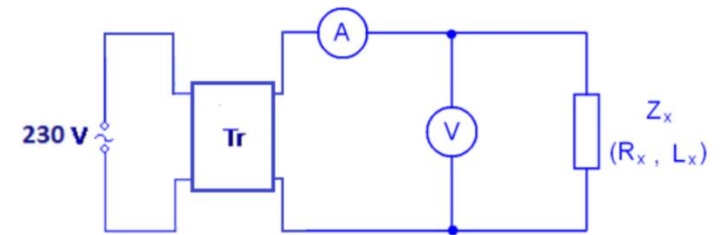
Slika 11.2. Merenje impedanse induktivnih potrošača.






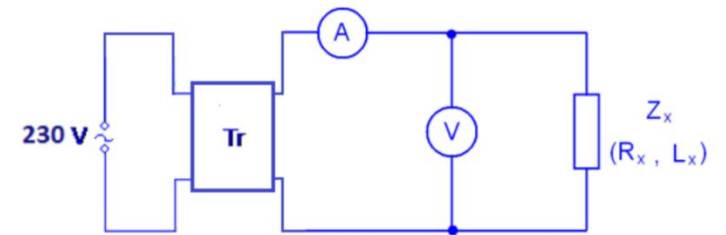
Slika 11.2. Merenje impedanse induktivnih potrošača.






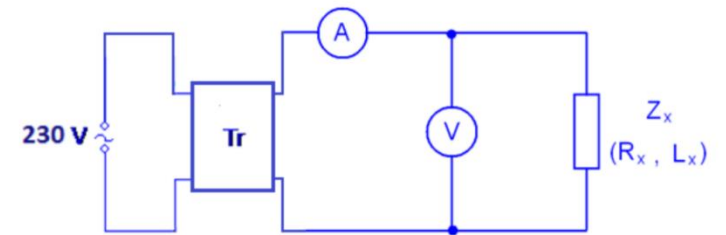
Slika 11.2. Merenje impedanse induktivnih potrošača.



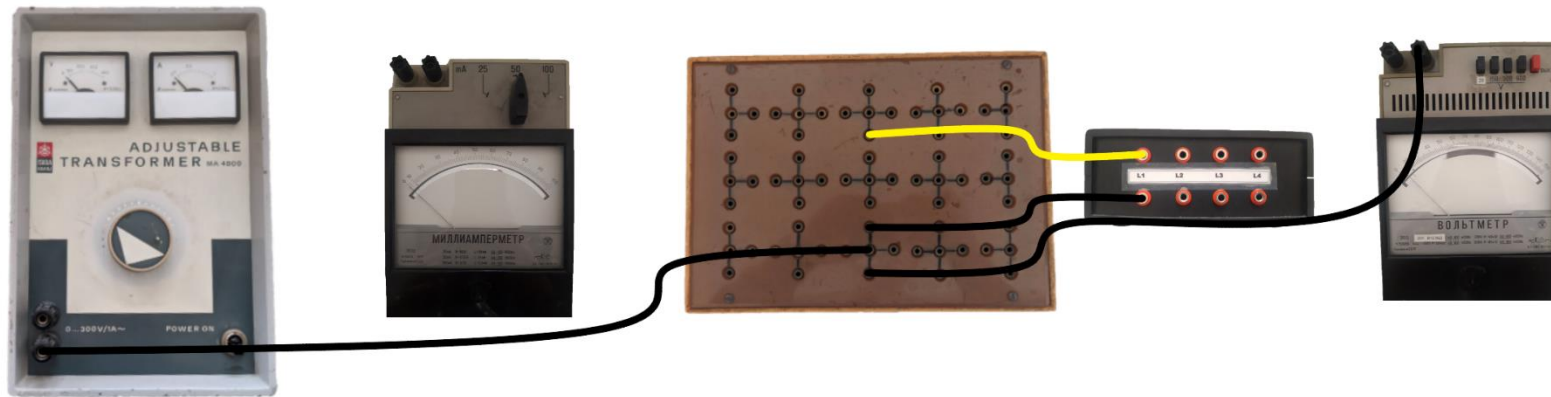


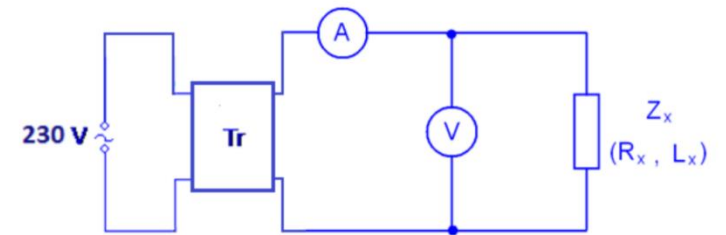
Slika 11.2. Merenje impedanse induktivnih potrošača.



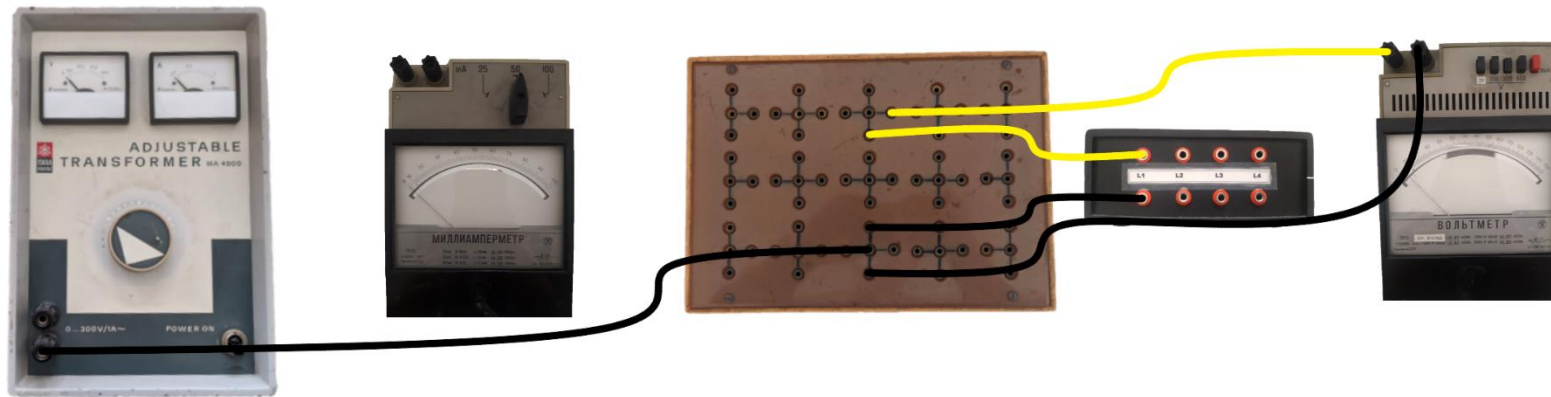


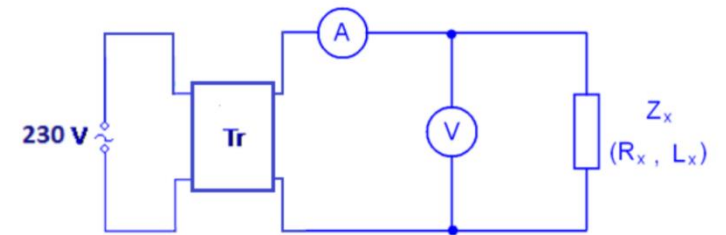
Slika 11.2. Merenje impedanse induktivnih potrošača.



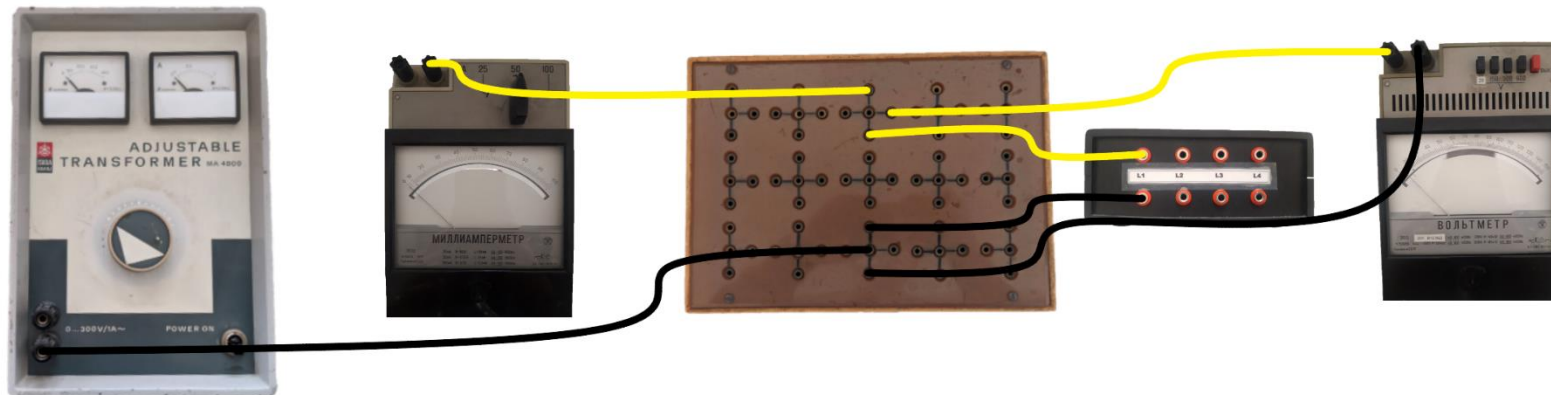


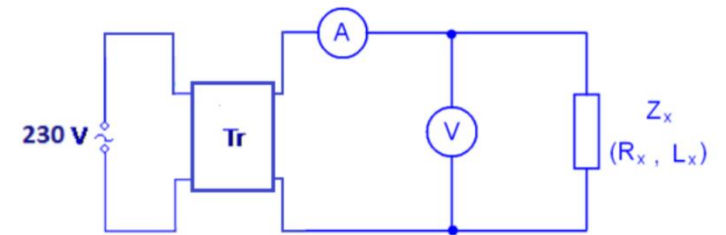
Slika 11.2. Merenje impedanse induktivnih potrošača.



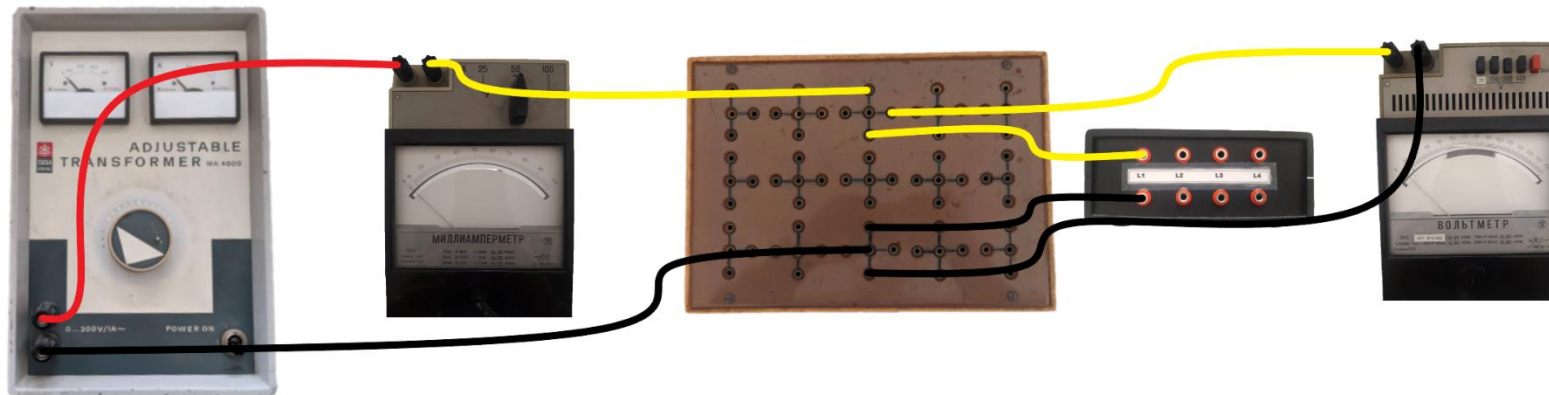


Slika 11.2. Merenje impedanse induktivnih potrošača.





Slika 11.2. Merenje impedanse induktivnih potrošača.



Z_X	I_{Aac} mA	U_{Vac} V	Z_m Ω	Z_x Ω	$ \Delta Z_x $ Ω	$ \Delta Z_x/Z_x $ %
L_1	50	11.20				
L_2	50	266				
L_3	50	38.0				
L_4	50	92.0				

Tabela 11.2. Rezultati merenja impedanse induktivnih potrošača.

			L_1	L_2	L_3	L_4
Klasa tačnosti voltmetra	kl_V	%	0.5	0.5	0.5	0.5
Opseg voltmetra	U_{Vmax}	V	20	300	150	150
Unutrašnja otpornost voltmetra	R_V	k Ω	2.5	40	20	20
Greška poznavanja R_V	$\Delta R_V/R_V$	%	± 1	± 1	± 1	± 1
Klasa tačnosti ampermetra	kl_A	%	0.5	0.5	0.5	0.5
Opseg ampermetra	I_{Amax}	mA	50	50	50	50